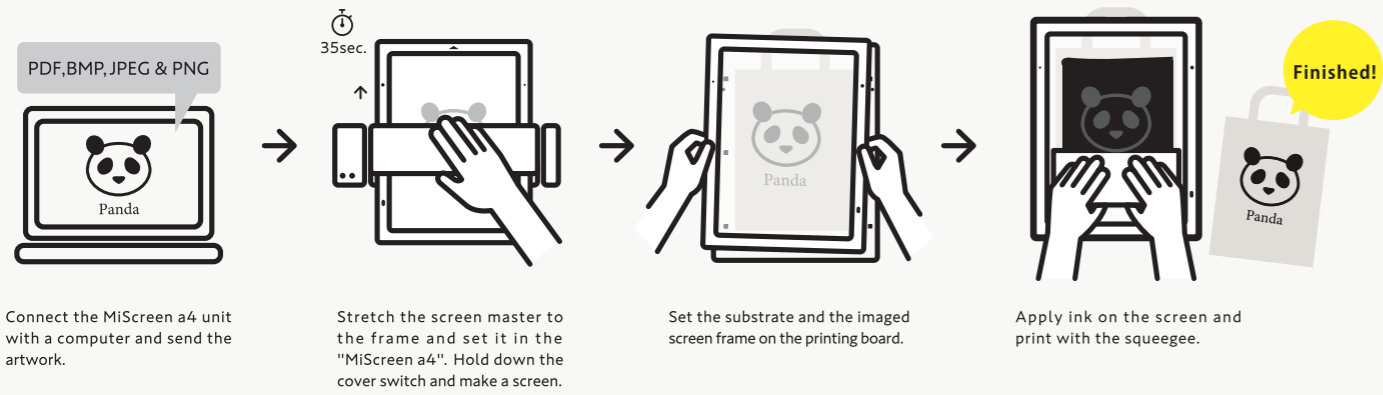


Process from screen making to printing



Connect the MiScreen a4 unit with a computer and send the artwork.

Stretch the screen master to the frame and set it in the "MiScreen a4". Hold down the cover switch and make a screen.

Set the substrate and the imaged screen frame on the printing board.

Apply ink on the screen and print with the squeegee.



MiScreen a4 Main Unit
Included in the package: AC Adapter, Utility Software CD and User's Guide
Not included: Power Cord for AC Adapter and USB 2.0 cable



MiScreen a4 Screen Making Start-up kit



RISOAQUA INK 1,000ml



MiScreen a4; Card Stock Paper Frame

Item	Specification
Screen making method	Digital dry thermal screen making system
Screen frame size	310 × 430mm(12.2" × 16.9") 310 × 250mm(12.2" × 9.8")
Maximum image area size	210 × 300mm(8.3" × 11.8")
Resolution	203 × 203dpi
Screen making time	Approx. 35sec.
Cooling Time After Screen Making	10 minutes at maximum
Supported OS	Windows®: 7,10 Mac OS: 10.12,10.13,10.14,10.15
Interface	USB 2.0 (Standard Type-B)
Power Supply	DC 24V 6.0A (Supplied via an AC adapter) (AC adapter specifications: AC100-240V~50/60Hz 2.0A)
Power Consumption	Max: 120W, Stand-by: 3.5W or less
Dimensions	W395 × D110 × H89mm
Weight	Approx. 2.9kg (6.4lb)

Product Name	Description & Contents
MiScreen a4 Screen Making Start-up kit	MiScreen a4; Printing Board (1 piece) MiScreen a4; Plastic Frame (1 piece) RISO DIGITAL SCREEN MASTER MiScreen (5 sheets) Double-sided Adhesive Tape for MiScreen (1 roll) Plastic Squeegee 23cm for MiScreen (1 piece)
Power Cord for AC Adapter	1 piece
MiScreen a4; Printing Board	1 piece
Frame	MiScreen a4; Card Stock Paper Frame (Large & Small, 5 pieces/pack) MiScreen a4; Plastic Frame (1 piece) Flat Metal Frame 30 × 43; MSA4*1 (300 × 430mm/11.8" × 16.9") Clip Fit Thin Frame 27 × 40 (No Clip)*1*2 (270 × 406mm/10.63" × 15.98")
Clips for Clip Fit Thin Frame	Long & Short, 2 pieces each/pack
Screen Master	RISO DIGITAL SCREEN MASTER MiScreen a4 (120mesh, 5 sheets/pack) RISO DIGITAL SCREEN MASTER MiScreen a4 (120mesh, 20 sheets/pack)
Double-sided Adhesive Tape for MiScreen	1 roll
Plastic Squeegee 23cm for MiScreen	1 piece
RISO SQUEEGEE M230	1 piece (W230 × D45 × H9mm/9" × 1.77" × 0.35")
Plastic Spatula for MiScreen	1 piece
RISOAQUA INK 1,000ml	Black, Red, Blue, Green, Yellow, White. Sold in limited regions only (Sales area will be expanded incrementally).

*1: This frame can be used for printing only. Either MiScreen a4; Card Stock Paper Frame or MiScreen a4; Plastic Frame is required for screen making process. Double-sided tape is necessary to stretch an imaged screen on to the frame.
*2: No Clips are included in this product.



● Specifications are subject to change without notice. ● RISO and MiScreen are either registered trademarks or trademarks of RISO KAGAKU CORPORATION. ● Microsoft and Windows are either registered trademarks or trademarks of Microsoft Corporation in the United States and/or other countries. ● Mac is trademark of Apple Inc. ● TWITTER and the Twitter logo are trademarks of Twitter, Inc. or its affiliates. ● Other corporate names and/or trademarks are either registered trademarks of each company, respectively.

Precautions for Safe Usage



- Carefully read the guide before using the machine. ● Use the correct electric power source and voltage indicated.
- Always use a grounded electrical connection. Damage or electrical leakage may cause shocking.

【Official Social Media Accounts】



Manufacturer:

RISO KAGAKU CORPORATION

2-20-15 Shimbashi, Minato-ku, Tokyo, 105-0004 Japan
<https://www.riso.co.jp/english/product/digitalscreenmaker/>



Open up a whole new world of creation

Creators who are dreaming to run screen printing workshops.
Art educators who are dreaming to run screen printing classes.
"MiScreen a4", this is the answer.
No emulsion, no water, no nothing...
Get started today.
Light and compact, your field is everywhere.
Expression is infinite.

Mi Screen a4



Compact & portable



Easy Operation



Direct from your PC

Enjoy Screen Printing

Four creators enjoyed screen printing with the "MiScreen a4". Thanks to the simplified process, breathtaking art pieces were produced in minutes.

Special thanks to: haconiwa
A planners group specialized in WEB media designing and creation
Ms.Teraoka Natsumi, Ms.Sodeyama Kahoko, Ms.nūto saw fig & Ms.norahi

